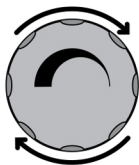


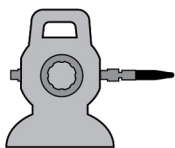
# Operating instructions

For your safety, wear eye protection

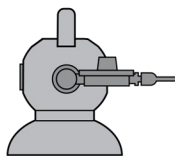
1. Make sure the valve is closed



2. Fit the inflator (it is a push fit connection)

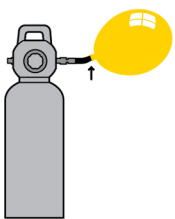


For latex balloons

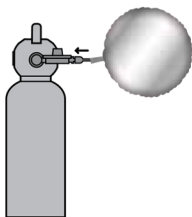


For foil balloons

3. Open the valve and place the balloon over the tip

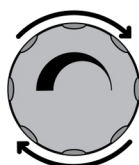


**For latex balloons:**  
Tilt the inflator upwards to inflate the balloon. Inflate balloons until round (not pear-shaped)



**For foil balloons:**  
Push in the filling tip to inflate. The inflator will automatically cut off when the balloon is fully inflated

4. When you have finished inflating balloons, close the cylinder valve. Drain any residual gas in the inflator by tilting the latex inflator or pushing the foil inflator tip.



5. Remove the inflator by depressing the sleeve on the quick-fit connection, while holding the inflator securely.

